

Glyphosate Exposure Analysis

Urine Collection Instructions

Please read carefully before collecting

THINGS TO KNOW BEFORE SUBMITTING YOUR SAMPLE:

- All results can be sent to the patient via an encrypted email to the email address provided on the requisition form. You are required to enter your DOB to download the report. Please check your spam and junk folder before contacting the office for results.
- Turnaround time is 7-10 business days after specimen is received by the laboratory.
- It is NOT necessary to fast, hold/discontinue supplements or particular foods, or collect urine sample from first void in the morning.
- Even if you are taking the medication methylene blue, you can still submit your specimen.

Contents of Kit

- Requisition Form
- Credit Card Authorization Form
- Instructions for Specimen Collection
- Specimen Holding Box
- Conical Collection Cup
- Plastic Transport Tube with Cap
- Biohazard Bag
- Absorbent Pad
- Pre-Addressed Shipping Sleeve

If you need to make corrections on the requisition form, cross out and write your initials. **DO NOT use white out.**

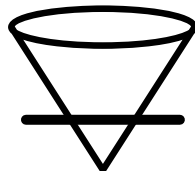
- 1 Make sure the test requisition form is COMPLETELY filled out EXCEPT for the very bottom of the page where it says "RealTime Lab Use Only."

Frozen? <input type="checkbox"/> Yes <input type="checkbox"/> No Date Frozen: ___/___/___ Date Sent: ___/___/___				
Payment Type <input type="checkbox"/> Paid online	Patient's Name (Last, First, MI)	Sex <input type="checkbox"/> Male <input type="checkbox"/> Female	Date of Birth MO DAY YR	
	Patient's Address: Street	City	State	Zip Code Country
Specimen Type <input type="checkbox"/> Urine = U	Collection Date	Collection Time	Is this a follow-up test? <input type="checkbox"/> Yes <input type="checkbox"/> No	
	Patient's Phone:		Patient Email:	
<input type="checkbox"/> E8400 Mycotoxin Panel (E8501, E8502, E8503, E8510, E8512) <input checked="" type="checkbox"/> P1001 Glyphosate		I hereby authorize the release of medical information related to the service described herein and authorize payment directly to RealTime Laboratories, Inc. for all testing. I agree to assume responsibility for payment of charges for laboratory services that are not covered by my healthcare insurer.		
Patient Signature: _____		Date: _____		

- 2 Payment (credit card authorization form, check, or money order) signed and completely filled out. *

*If you pre-paid online, mark "paid online"

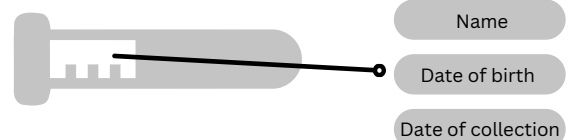
- 3 Collect urine into the conical cup provided (optional) approximately halfway full. A clean and/or new disposable cup can also be used.



- 4 Pour the urine into the plastic RTL tube. FILL ONLY HALF WAY FULL AND SECURELY SEAL THE ENCLOSED CAP. (You should hear a pop when it is fully secured).

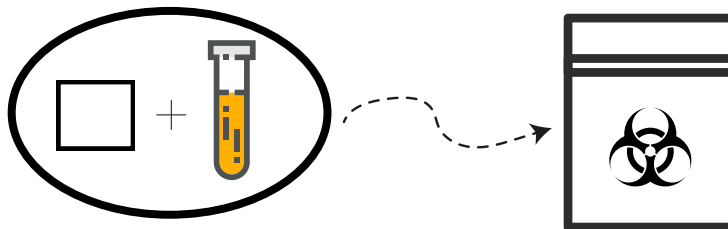


- 5 Print on the specimen tube, in the designated areas: Date collected, patient's first AND last name, and patient's Date of Birth (DOB). SPECIMEN WILL BE REJECTED BY THE LAB IF THE TUBE IS BLANK!

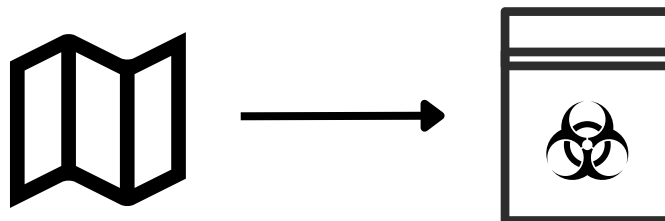


- 6 Place tube in biohazard bag along absorbent pad and seal the top.

Double check to ensure that the information on the tube matches the one on the test requisition form



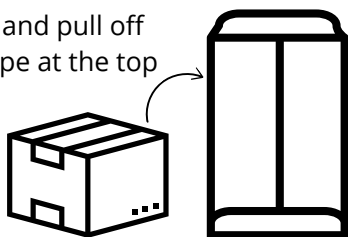
- 7 Fold and place paperwork in the outside sleeve of the biohazard bag. Note: this opening does not seal shut.



- 8 Place Biohazard Bag (containing the tube and test) into the specimen holding box.

- 9 Fold the flaps of the box back and tuck them into the slots to close it properly.

- 10 Place box inside pre-addressed FedEx/UPS/USPS sleeve and pull off the preventative stick tape at the top of the bag.



- 11 Make sure the bag is closed completely.



SEND SPECIMEN TO RTL

All specimens should be sent immediately after collection (preferably within the first 48 hours after collection). If the specimen cannot be sent immediately, **FREEZE the specimen and note the date it was frozen on the indicated part at the top of the test requisition.** RTL validations allow for the specimen to be sent to the lab in a liquid state and received by the lab within 14 days of collection.

The mailer provided by RTL is self-addressed and FedEx/UPS/USPS prepaid. There is no need to pay for shipping at the time of drop-off. The specimens may also be transported by overnight courier to the address below. RTL is not responsible for express delivery fees. RTL prepaid FedEx/UPS return labels may only be used within the continental United States. Shipments outside the continental US must be paid for by the client.



THANK YOU FOR CHOOSING REALTIME LABORATORIES!

4100 Fairway Ct. Suite 600 Carrollton, TX 75010
Phone: 972-492-0419 Fax: 972-243-7759
CAP: #7210193 CLIA: #45D1051736

